



Woodstock Camera Club

A community of photographers sharing the art of photography

Woodstock Camera Club

Gala

2014/2015
Photographer of the Year
1st Place
JOHN NOVAK



John Novak



© Photos by John Novak



2nd Place



Dave Feick

3rd Place



Jeff Brown

Honourable Mention



Bruce Hartley



WOODSTOCK
CAMERA CLUB



Jerry Cornell

It was again an honour to provide the acknowledgement and the plaques to the three areas of the Photographer of the Year award for our camera club. This award is in its 11th year with the WCC and as some are aware it was only two years ago that we started to also honour the second and third high scorers for the three club contests. We chose to do this because in some cases there is only one or two points spread between scores and these photographers needed to be acknowledged as well. Congratulations once again to this years winners.

Have a great summer folks, Jerry Cornell

A Fantastic Evening

The Gala was a great success again, without a doubt. It was the Annual Awards Night where the Woodstock Camera Club releases the list of 2014 - 2015 winners and give out trophies and plaques for members accomplishments. The evening was full of socializing, talking about summer plans, sharing photography stories, enjoying cake and a specialty drink made especially for the Gala - but the main reason to attend the WCC Gala is to congratulate and support your fellow photographers.

The theme for this years Gala was 'Spring Fling'. Paper lanterns were glowing in the low lit room giving you a feeling of relaxing on the porch on a spring night. Images that represented spring from birds to flowers lined the wall. Linda Feick and Deb Hall co-ordinated the Gala and Yvonne Boniface, Karen Guthrie, Bonnie Hewitt, Dave Feick and Ruth Ann Rule gave a helping hand with the finishing touches. Thanks to Bill Hall for helping with the slide show. The President opened the evening with a big welcome to guests and members and the evening began.

Congratulations to the Photographer's of the Year: John Novak - 1st Place; Dave Feick 2nd Place; Jeff Brown 3rd Place and Bruce Hartley received Honourable Mention.

Everyone in the room received a door prize and others were lucky enough to win the 'Club Member's Draw'. Christen Currie was the lucky winner of a printer donated by PC Options and Dave Feick won the Spring Fling Contest and received a gift certificate from Highlander Photography.

As the evening came to an end, some members left with armfuls of plaques, trophies and others carried out door prizes. It was like the last day of school and we had just been let out for the summer, excited to enjoy our time off from the club for our vacations but also excited to return to the club in September to see our photography friends again.

Thank you to the WCC members for donating door prizes and to local businesses for supporting the Woodstock Camera Club - because of you the Gala was a great success.



Members and Guests enjoying the Gala.



New 2015-2016 Executive enjoying the evening before the club planning starts.

The Spring Fling Contest

Members were invited to enter an image that represented spring into the 'Spring Fling Contest'. Guests and members viewed the images and cast a vote for their favourite image using the twelve criteria for judging.

Congratulations goes to Dave Feick for Oriole.



Dave Feick

Photographic Achievement - Intermediate Awards -



**1st Place
John Nicol**



**2nd Place
Karen Guthrie**

**3rd Place
Brian Harris**



**3rd Place
Fred Conboy**



Award for Photographic Achievement (Level B). This is the third year for this trophy. Similar to the Photographer of the Year award, the Award for the Photographic Achievement trophy is for the highest scoring photographer in the Level B - intermediate category.

High Aggregate - Novice Awards

**1st Place
Karen Aubin**




**2nd Place
Dianne Ward**



Highest scoring photographers in the Novice category.

Woodstock Camera Club Member's Choice

Contest #1



Ralph Boniface
Play of Lights

WCC members cast a vote for their favourite image in each of the three contest rounds, using the following criteria: Impact, Style, Composition, Printing, Colour Harmony, Lighting, Storytelling and Technical Excellence, Subject Matter, Center of Interest, using Creativity. This is a learning great experience for members as they judge the images at each results night. Each winning photographer was presented a plaque for their high standard of excellence in photography.

Contest #2 (Tie)



John Nicol
Busker's Touch



Colin Hutchinson
Norman




Contest #3



John Novak
Waiting for another Day



Brian Harris
From the Past



© All photos copyright.

2014/2015 Images of the Year



1st Place
John Nicol

Titled
Busker's Touch

Deb and Bill Hall members of the Woodstock Camera Club and London Camera Club donated the 'Image of the Year' trophy in memory of long time WCC club member Jake Hoekstra.



2nd Place Jeff Brown



Street Car to
Nowhere



3rd Place John Novak



Hawk Lake Lookout

3rd Place Jeff Brown

Round Trip

Waterfall Tour on the Escarpment


On April 18th twelve adventurous photographers and myself from the Woodstock Camera Club headed off to the escarpment to enjoy a day of "waterfalling". The weather was absolutely gorgeous, almost too good as the brilliant sunshine makes photographing waterfalls a challenge! But it was a lovely day to be outside and simply enjoying the surroundings.

We began our day at Great Falls in Waterdown and explored along the cascades of Grindstone Creek. Next we were off to Tews and Websters Falls – we bypassed the Borers Falls – and stopped to enjoy both the falls and our picnic lunches.

We all met up again at Tiffany Falls with a lovely walk along the trail where I managed to get in some birding! Our final destination was the Sherman Falls, which is a favourite of mine. We all thought that a return visit to the falls may have to be scheduled!

My thanks to all who participated!

© by Bronwyn Moody



Meaningful Service - Experience The Difference

P 519-421-1428
OPTIONS

Computer Sales & Service Since 1998

- New & Used Computer Sales
- Repairs to ALL Makes & Models
- Data Recovery & Back Up
- Replacement Parts & Upgrades
- Virus / Spyware Removal
- Technical Support
- Custom Built Computers
- Residential Networks

www.pcoptions.on.ca - 618 Dundas St. Woodstock

QUALITY
HOTEL & SUITES

580 Bruin Boulevard, Woodstock
519-537-5586

Discover the perfect venue for all your desires in hospitality excellence!

832 Dundas Street
Woodstock, ON. N4S-1G6
519-421-9000 (office/studio)
info@highlanderstudios.ca
www.highlanderstudios.ca

Ted McLaughlin

Highlander
studios

PHOTOGRAPHY FRAMING PRINTING IMAGING

The Wilson Johnston Senior Photo Art Contest

Wilson Johnston Junior launched the Photo Art Contest in memory of his father, Wilson Johnston Senior who was an outstanding artist in his own right. Visit the Ingersoll Cheese Museum and view the fantastic carvings by his father. Wilson Junior has carried on his father's legacy with his photography and has donated a Trophy to the club. Every year a Photographic Artist's name will be engraved on the trophy and taken home for one year. Second, Third

and Honourable Mention received plaques. Congratulations to Bill Hall for receiving 1st place honours.

This year the scores were very close. Bill Hall 28 pts., Deb Hall 27 pts., Colin Hutchinson 26 pts., John Novak 26 pts., Bruce Hartley 26 pts. The members stepped out of the box and created a piece of art that they will be proud to hang on their wall.

1st Place **Bill Hall**

I've Seen the Light

2nd Place - **Deb Hall**


Forgotten



Honourable Mention

John Novak

Autumn Serenity



© All photos copyright

3rd Place - **Colin Hutchinson**

Ghosts from the Past



Honourable Mention

Bruce Hartley

Mosaic Istanbul



Enjoying Lunch at the Lawson Tract Outing


A Photo Outing at Lawson Tract

On Saturday, May 9th Terry Parker and the Ingersoll District Nature Club invited WCC members to gather at Lawson Nature Reserve. The reserve is located at the Lawson Tract just off of Cullogen Road, at 363685 McBeth Road, Salford.

The group gathered at a clearing in the woods where Terry Parker and David Baird gave some valuable tips in bird photography before heading out in groups to search for birds. We could hear the birds flying from tree top - to feeders - to ponds but they were hard to spot.

While the bird watchers and photographers waited patiently for the opportunity to take that special photo others headed out on the trails to find white, red, yellow Trilliums and varieties of vegetation. After hiking we all relaxed in the quiet clearing where we were surrounded with a field of Trilliums and wildflowers. At noon we enjoyed a plentiful lunch donated by the Nature Club - soups, scones, cheeses, apples, dessert and cool refreshments. Yummy!

Thank You to the IDNC group for letting the WCC experience a morning in the middle of nature. The Lawson Tract is one of the most beautiful trails in Oxford County - Go hiking and you are sure to return.



David Baird - IDNC Vice President, Terry Parker and Sheila Fleming, IDNC President

The Royal Botanical Gardens - Photo Opportunities

On Saturday, June 27th the WCC has planned a trip to the Royal Botanical Gardens. If you are interested in this outing please contact Jeff Brown at Jeff.Brown@DryBasements.com This is a great opportunity indoors and outdoors to photograph a large variety of flowers and plants. Members will be brown bagging it

for lunch or dining in the Garden Café or relaxing in the Turner Pavilion Tea House. Check the menu choice on the website. Ticket cost for Adults \$12.50 and Seniors \$10.50. They can be bought on line before the outing or bought at the door on arrival. Located at 680 Plains Rd, Burlington. Open 10 am. - 8pm.

A Photo Trip to Cathcart Auto Parts with BB/BS

Once again James Rijnveld B.A., Group Program and Volunteer Coordinator for the Big Brothers/Big Sisters Soar Program invited the Woodstock Camera Club to take photos for the Cathcart Auto Parts SOAR Program Outing.

This Program helps girls and boys to soar to new heights. This is an 8-12 week group program for children who are waiting for their Big Brothers or Big Sisters, matching three children to one adult volunteer.

Many of us were lucky enough to have had a mentor in our lives during our younger years when we needed it the most and the WCC wanted to give back.

The children learn to earn respect and how to make the right decisions when needed, get guidance for the future, build their self-esteem to make smart choices and acquire confidence to be true to themselves.

Jerry Cornell, Linda and Dave Feick, Frank Calic, Bonnie Hewitt, Yvonne Boniface and myself know how important this program is, so we got our cameras, computer and equipment and met the children and volunteers at Cathcart Auto Parts for a Photo Scavenger Hunt. There were four teams. . . a WCC photographer, a BB/BS volunteer, and 2 to 3 children in each team. Off the teams went to check off the items on the list while photographers mentor the children on photography. Candid shots were taken for the children to view at a later date. Each child was given a memento - a poster with their picture and a verse on recycling auto parts.

If you are interested in being a Big Brother or Big Sister contact James at BB/BS - it is a rewarding and enjoyable event.

by Ruth Ann Rule



BB/BS Volunteer and Jerry Cornell's Team



BB/BS Volunteer and Dave Feick's Team



BB/BS Volunteer and Frank Calic's Team



Yvonne - Candid Photographer, Linda - Computer
Ruth Ann - Co-ordinator



BB/BS Volunteer and Bonnie Hewitt's Team



Meet the New 2015/2016 Executive

Volunteering at the WCC is an excellent way to meet people, learn new skills, and become involved in community events. There are members that have been supporting and building the club since the start and have worked hard by taking positions within the club to make it run like a greased wheel. This year we have a lot of these long time members returning to take a position once again. They have proven to be invaluable over and over again.

Jerry has returned to Communication Chair and Linda will continue with the President's position for the up coming year. They are two members that are the roots of the club. John has had experience with contests and other club operations and has stepped up as the Contest Chair. Bob will be operating the WCC website

and he has also added Vice President to his list. We have experienced the talent of Bill Hall in the past and are very pleased to see him return as Program Chair.

Our dedicated Treasurer Kim Eller along with Secretary Bonnie Hewitt will be at the door in September welcoming members back to the club and signing up memberships. With all the executive's overwhelming knowledge in photography and the dedication to the club we are sure it will be a good year.

If you have ideas for the program or contests contact Bill Hall, John Novak or Linda Feick.

To all the past volunteers thank you for your knowledge, dedication, support and hard work.

See everyone in September.



Linda Feick
President



Bob Bembridge
Vice-President



Bill Hall
Program Chair



John Novak
Contest Chair



Jerry Cornell
Communications



Bonnie Hewitt
Secretary



Kim Eller
Treasurer



Wildlife Areas to Discover

On April 1st a guest speaker, Ken Newcombe introduced the members to the Hamilton area where they could find birds and wildlife to photograph. The Hamilton area at the head of Lake Ontario is a major migration route for birds. Abundant green space is home to various forms of wildlife.

Check www.kennewcombe.com and see his photography menu.

The Hamilton Waterfront

The Waterfront is known for being heavily industrialized, but the waterfront surprises new visitors. The past two decades have dramatically changed the area with new recreational and restored natural areas.

The Trail in Hamilton splits into two sections: The Hamilton Waterfront Trail and the Recreational Beach Trail. Both Trails are off-road, with paved asphalt.

A new Pedestrian and Cycling Bridge over the QEW connects the Waterfront and Beach to the Red Hill Valley Trail and downtown. You will find photographers, bird watchers, hikers, bikers and trolley riders.



Have you ever wondered what those 2 big domes are at the Hamilton Waterfront? What is the Fishway? or wondered about other things you see as you pass by on the highway. Come aboard the Hamilton Waterfront Harbour West Trolley Tour and find out for yourself! In 2006 the first Waterfront Trolley was introduced and a second in 2007. The two 37-passenger rubber tired trackless trolleys allows all ages the opportunity to travel along the Waterfront Trail. The trail features many natural and built attractions, including active marine and rail operations, marinas and sailing/rowing clubs, historic bridges, and a shoreline and views so natural that you will think you are in the north country.



It is fun spotting birds and wildlife as you pass the water and wooded lands. The conductor provides a narrated commentary as you travel along.

More information is available on the website. www.waterfronttrail.org.


Head out on a day trip and discover Hamilton's little part of paradise, a photographers opportunity to capture photos and discover the great landscapes and lakes.

Love of the Outdoors



On April 15th Terry Parker wowed the WCC members with his outstanding wildlife images. Terry lived on the farm as a child and would chase frogs, turtles and anything that moved. In his teen years he learned to trap muskrat with his grandfather. Love for the outdoors became a big part in Terry's life. After school he moved west to British Columbia where he spent the next 25 years pursuing a life in the outdoors photographing bears, deer, beautiful birds and much more.

As one of Canada's leading outdoor photographers Terry specializes in wildlife and northern Canada. His wildlife pursuits have taken him from Rockies to Alaska to Belize to Wyoming and the Arctic Ocean after elk, moose, grizzly, caribou, wolverine and muskox. His photography has graced the covers and pages of some of North America's leading outdoor magazines. His love is also the farm where he now lives with his family. Terry hunts for many things but pheasant hunting is his favourite. He visits Lawson Tract often where he photographs birds and wildlife.



© Terry Parker

Photographing Raptors

Mountsberg Conservation Area is a paradise for birders and other loves of nature. It is near Campbellville, Ontario. On Saturday, May 23 Robina Cullen lead a group of WCC members on a Photography Outing to the area to photograph a Raptor. It was a small group but it was a fun and successful day.



©Photos by Robina Cullen

We saw the birds in flight in a demonstration by one of the park handlers and visited cages where the birds live. We were lucky enough to participate in a photo experience with the Raptors that we just happened to come across. I would highly recommend this location to anyone interested in bird photography. There are also horses, goats, sheep, moose and bison to photograph or just walk the 16 kms of trails and explore. According to staff it is hit and miss if you will see them as the area is quite large. The entrance fee is \$7.50 per person and parking was free - a great day trip. Check more information on the website.

By Robina Cullen

Linda Feick: Once again we are at the closing of our club year. We had some wonderful speakers this year that left us with valuable information and tips to get us wanting to get out and try what they have taught us.

The winter this year was long and cold and left all of us wishing for spring so we could get out with our cameras in hand. But spring had other ideas and decided to take her time in arriving! There have been numerous and varied outings for our members too and many of you have participated in them and taken some exceptional photos. Our thanks goes out to the organizers of these events for taking the time to find places of interest for our members.

Over the summer your Executive will be busy organizing such things as program, guest speakers, events and taking a close look at how our club runs.

Changes in some areas are coming and we will be working to bring you the best our club has to offer.

Enjoy your summer, whether you are traveling or staying closer to home and remember to take your camera with you. We can't wait to see what has captured your interest when we resume in the fall.

Linda Feick, President

Members Night - Travelogue to Turkey and River Cruise



Perry Hughes and Bruce Hartley



Trip through Turkey



Harold Watling and Bill Thompson

On April 29th club members Perry Hughes and Bruce Hartley took their fellow Woodstock Camera Club photographers and guests on a journey through Turkey and the members also enjoyed a river cruise with Harold Watling.

Travel photo sharing provides for excellent opportunity not only to tell many people about your journeys, but to look back and relive your trip with many wonderful memories.

Take a digital photo and there's no end to the possibilities of what you can do with it: create an on-line album to share, start a photo blog or even come full circle by using your digital images to create a coffee table book.

Journey through Turkey

In the Spring of 2014, Bruce Hartley mentioned to me that he and his wife Ruth had booked a trip to Turkey for the Fall. My wife and I checked out the details and decided we would join them and another couple from Woodstock that they were traveling with.

It was to be an eighteen day "small group" escorted bus tour and it turned out that we were part of an excellent group of travelers from Canada, Australia, New Zealand and the U.S. We left home September 19th and spent one day in Istanbul by ourselves. The weather was a bit rainy and overcast but it would clear after a few days and be warm and sunny from then on. We met our small group of 22 in total on the first evening. We also met our tour leader Charley. If you go to Turkey you might want to ask for him.

After another day in Istanbul viewing the Blue Mosque and the Grand Bazaar we drove to The Dardenelle Strait and Gallipoli. We crossed the Dardenelles on a ferry and started down the Aegean coast of Turkey. We visited sites like Troy, Ephesus, Pam Thermal near Pamukkale, Bodrum Castle, Tombs of Caunos City, etc.

We also stayed in some very nice hotels which varied from small boutique hotels in the city centres or on rocky headlands to large

resorts full of vacationing Europeans. Charley also made sure that our large tour bus also visited some small quiet Turkish villages, stopped for lunch at some mom & pop restaurants for genuine Turkish cuisine and did a few shopping stops for carpets, pottery and leather.

All this time, Bruce and I were taking pictures knowing that we were going to be presenting a slide show to WCC. It is tough to get quality pictures on a bus trip. You have little control of the weather, the time of day or the crowds. You have to accept that some wonderful pictures are not going to be able to be taken and you just have to be ready when the opportunities arise. Use minimal gear with a good zoom lens and be able to "see" a good photograph in any situation. You won't have the time to "make" a good photograph.

By then we were as far from Istanbul (our final destination) as we would get and the rest of the trip was a little hurried to get us back in time. Check your itineraries when you are planning a bus trip to make sure you won't be rushed. On the way back through central Turkey we visited the Church of St Nicholas, the Underground City of Sarlati, the region of Cappadocia, the Ataturk Mausoleum and took a Bosphorus Cruise. We stayed in a medieval Caravanari now converted to a hotel, attended a Whirling Dervish ceremony and visited Ankara, Turkey's capital where we saw the Museum of Anatolian Civilizations which houses some of the oldest artifacts of human civilization.

Back in Istanbul, we had time to visit the Hagia Sophia which was the largest church in the world for over 1000 years. We also had a farewell dinner with our fellow tour members and spent one last night in that fabulous city.

by Perry Hughes

River Cruise on the Danube

In 2011 we took our first river cruise on the Danube from Vienna to Bucharest then in 2014 we took another river cruise on the Rhine from Amsterdam to Paris, a total of 10 countries on

these combined trips. River cruises are a relaxing way to get an introduction to several countries in a short time. Total of 26 days for both trips.

When you arrive on a boat you are done with the baggage until the day you fly home. Most of the travel is done at night so you leave one port at night and arrive at another in the morning. Our days were spent on inland excursions. The countries we visited were; Austria, Slovakia, Hungary, Croatia, Serbia, Bulgaria, Romania, Holland, Germany and France.



© Harold Watling

There were many highlights on these trips, for example, gaining a better understanding of their cultures and their history was very enlightening. We went to Operas in Vienna, visited the Hapsburg Royal Castles throughout the countries, saw the Lipizaner horses in Vienna, toured the breathtaking Fisherman's Bastille castle in Budapest, toured the underground caves that secretly hid 10,000 people during WW 2, visited Roman Ruins dating from the first century to the 5th century, toured the historic city of Amsterdam and toured the villas of France and Germany and much more.

Expert chefs, fine local wines and local music capped off the days.

And so ended our river cruise tours of Europe.

by Harold Watling

Thanks to the WCC members for all their hard work

Jeff Brown: During the 15 or so years that I have been enjoying photography as a hobby, mostly working alone, I just learned what I could. There have been more periods of inactivity than active engagement with this amazing technology. A couple of years ago I decided it was time to take it more seriously and learn from those more experienced than myself. I had attended a club meeting in London maybe 10 years ago but decided the drive was too much. I found out about the WCC a year ago and decided to join. I know that I am able to take good photo's and even at time maybe pretty great photo's, but there is so much yet to learn. Beyond this I needed, and continue to need, support and motivation to actively get out there and shoot. Learning, motivation and inspiration are the reason I joined WCC.

There are so many talented photographers in our group who have a lot of knowledge and creativity to share. It is a contagion that will hopefully infect everyone and make us reach and stretch and grow in our beloved hobby. Above all else it has to be fun. Being so new to the dynamics of a group like the WCC as well as having zero knowledge of WCC programming, I jumped right in with both feet and agreed to take on the daunting task of club contests. Even with the ups and downs, I did have a good time with all involved and have learned a lot to help me improve.

As Contest Chair, I would especially like to thank Brian Harris for his support as well as Bill and Deb Hall in helping me get started. I would also like to thank everyone who supported the program by submitting images. Many want the club to never change but just like photography, our club is dynamic and needs to change, adapt and embrace new ideas and technologies. For the club to be healthy and have vitality, it needs more than just the members money, it needs input, participation and ideas from as many as possible. We have asked a small group of members to organize regular meals to feed our photographic needs but it is important that we help set the table, wash the dishes, or engage in whatever part of the analogy you find fits. None of us want to be a baby getting spoon fed and having our faces wiped. As they say, you only get out what you put in. Lastly, I wish everyone a photogenic summer and look forward to seeing what the club has to offer next year. Keep up the great work!

Jeff Brown – Outgoing Contest Chair

Bob Bembridge: Two Cents from the Communication Chair - Another successful club year has concluded. It is a great club where we learn and enjoy the laughter. The elections are

over and this year all offices were filled. We are starting to prepare for next year.

This past year we did have slightly lower membership numbers and I wonder if we are not filling the needs of interested people. Of course the only way we can really learn those needs is for our members to get more involved, maybe even by helping out with a committee and sharing their ideas. I also noted that the majority of the present executive joined the club in it's early years. I have been vice-president, program chair, president, past-president, communications chair and once again I am now the vice- president.

I noticed some of our new members have excellent creativity and photographic skills. It would be nice to use some of that ability in the operation of the club. We have two areas on the website, one for all and one for members only. There is not too much on the members' site but it has been used for contest entries and meeting notes. The public site could also use articles by our members, not just me. Ruth Ann makes numerous requests for newsletter editorials throughout the year. The reason I prepare the article is because she works hard at the newsletters and produces an excellent product. I need to support her efforts.

We also have a Facebook page and I think it gets more activity than the web pages. That is easier to update because I find photography related articles that I think are good and post the links on the page. I recently posted a link to photographic critiques which appear to me to be very good, by people that earn their living through photography. They also tell it like it is.

You can access the Woodstock Camera Club Facebook page without signing up for Facebook. I will still be looking after the web pages and Facebook page - is there anyone that wants to learn the ropes.

Looking forward to another interesting year.

Bob Bembridge

Bill Thompson: Another club year ends as the "camera season" begins. I hope you are all enjoying the warm weather and opportunities to get out with your cameras. I read an article that called this the camera season, a name I disagree with but have to acknowledge the logic behind it. It is certainly easier to look after yourself and your equipment when the weather is not the cold of winter.

I would like to thank those members who joined the committee meetings last summer to plan and implement this year's program. Some of you went beyond this ideas for outings and followed up with organizing and running those outings. And we had members contact speakers or become speakers themselves and that was

greatly appreciated. You are the reason our club year happened.

So what is there to do after the club year is over? I have been enthused by many of the speakers we have had and, for one goal, have resolved to take more pictures. That is pretty general and I need to be more specific to make it actually happen. There are lots of articles about making something a habit and the first thing to do is actually act on it. To make that happen you make the action as simple & easy as possible. Another method of making something happen is to announce it publicly (this is most often used for campaigns to lose weight, but I am not going there right now). So in the spirit of "making it happen," here is my list of photographic activities I am undertaking: • Handle camera every day to get used to controls. Chose one control to practice with each time. (They certainly used to be simpler, or fewer, in film days) • Take one photograph every day. • Edit photos in Lightroom or another cataloguing/editing program. • Scan slides (start with 3 slides that fit frame of film scanner — an old project needing updating) • Do Macro photography (project for week 2 of these goals) • Do night photography (week 3) Know the local area and take trips.

In putting my list together, I had memories of recent speakers but also speakers from my distant photographic past. I attended events that had Freeman Patterson as a speaker. One of his challenges that invoked my first two points above, was to take a roll of film a day. I was at that time a little hesitant to blow through 24 slides on mere practice, but what excuse do we now have with the cost of film no more. But, free or not, I am sticking with an easy one photo per day. Another speaker, when queried about his best advice for the photographers present, looked around quite puzzled at the question. He said, "What are you all doing inside here, listening to me on such a beautiful day? You should all be outside taking pictures." It still sounds like good advice. Enjoy your summer.

Bill Thompson

Photographers Beware

Watch for Hogweed. DO NOT touch it - report where you see it. It grows up to 10 feet and has a clear watery sap that will give you severe skin burns, eye problems, blisters and can get in the blood stream. THE DEER TICK, now known as the black-legged tick, is defined more by Lyme disease, a very debilitating disease. If you get a bite it is important to see a Doctor. Pull you socks up over long pants when in wooded and grass areas. Visit the website to see more information and pictures.