



# Woodstock Camera Club

A community of photographers sharing the art of photography



© Perry Hughes

## Play of Light

FIRST PLACE  
Perry Hughes

*Spring Breaks Out*



### CONTEST NO. 3

I can't believe we are almost at the end of our contests for 2013-2014. Our thanks and congratulations go to all of the participants. A thank you also goes out to you the membership for your enthusiastic appreciation of your fellow photographers. We hope that you have picked up some of the tips and techniques provided by our members, guests and judges, to help you grow your art.

### PLAY OF LIGHT

John Berger was right when he said, "What makes photography a strange invention is that its primary raw materials are light and time." The moment you take the leap of understanding and realize you are not photographing a subject but are photographing light is when you have control over the medium. I believe the photographer's magic is the ability to evoke emotion with light and shape and colour. Although you knew at the time there was something special, in fact it was the light that inspired you to press the shutter in the first place. Well done all!

Judging for Contest #3 Play of Light took place on Wednesday, March 26th. We were pleased to have Fred Conboy and Ralph Boniface sit in as observers. Our esteemed judges were Maggie and Julian Sale, and Paul Armstrong. We extend our thanks to these folks for their time and help in making the contest complete.

Now for the results! With a score of 23 points and a Yellow Ribbon, this image entitled "Smoke and Mirrors", by Deb Hall was awarded an Honourable Mention. With a score of 23 points and a Yellow Ribbon, this image entitled "Glass of Wine" by Colin Hutchinson was awarded an Honourable Mention. Also with a score of 23 points and a Yellow Ribbon, this image entitled "Chi-Cheemaun's Winter Break" by Bill Hall was awarded an Honourable Mention.

For his image entitled "Baled and Ready to Go", and a score of 23 points Ralph Boniface was awarded a Yellow Ribbon and Third Place. For her image entitled "Light from Above" and a score of 23 points, Yvonne Boniface was awarded a Yellow Ribbon and Second Place. And finally for his image entitled "Spring Breaks Out", and a score of 24 points, Perry Hughes was awarded a White Ribbon and First Place.

Thank you again to the participants and Bill Hall my talented assistant. Please try to get out to the Gala. The evening is for you.

One last thing: You must always remember that the camera is merely a box with a hole in it, which transmits light onto a light sensitive surface to make an image. Everything else is superfluous. ...*Scott Eric Williams*

Respectfully:

Deb Hall, WCC Contest Chair

### SECOND PLACE *Light From Above*



YVONNE  
BONIFACE



© Yvonne Boniface

### THIRD PLACE *Baled and Ready to Go*



© Ralph Boniface



RALPH  
BONIFACE

### Honourable Mention

*Smoke and Mirrors*



DEB  
HALL



© Deb Hall

Honourable Mention continues Page 2

## What's in this issue:

Pg. 1

- Contest Winners  
'Play on Light'

Pg. 2

- Honourable  
Mentions
- Outings

Pg. 3

- Recreation &  
Leisure Fair
- Snowy Owls
- Gala

Pg. 4

- Quality Hotel  
& Suites
- Travel with James

Pg. 5

- BBBS
- Photo Art Contest

Pg. 6

- Message from:  
President
- Program Chair
- Communications

## Honourable Mention Glass of Wine



**COLIN  
HUTCHINSON**




© Colin Hutchinson

## Honourable Mention Chi-Cheemaun's Winter Break




**BILL  
HALL**



© Bill Hall

## Winter Playing Havoc with WCC Outings



Winter can be a very beautiful time of the year, especially if you live in a region that gets plenty of snow to photograph and you are active in winter sports. This year after snow, winds, ice and freezing temperatures, it makes one feel that the winter isn't that wonderful. First day of spring was March 20th and the warm weather will soon be here

This winter has played havoc with the Woodstock Camera Club outings, causing the January 25th Outing to the Turkey Point Astrophotography - EcoAdventure Centre to be postponed. Bill Thompson, program chair, has rescheduled the trip for April 5th. Members will enjoy a meal at Port Rowan and then off to the centre to take photos. Contact Linda Feick for more details.

Unfortunately the St. Mary's Outing for February 8th was

canceled, but if you are out for a drive, drop into St. Mary's and take time to discover the history and photograph limestone buildings along with the river valley.

The March 9th outing to photograph the tundra swans, bald eagles, sandhill cranes and ducks was postponed due to the thick ice and snow covered lakes. It seems the swans were aware of this and had decided to stay south until there was water on the lakes and food in the fields. We wondered with this winter when would they arrive?

Once again on March 12th the area got hit with another large blanket of snow and high winds delaying the outing.

On March 18th Richard and Sharron Skevington made a trip to Long Point to view the swan situation for the upcoming outing. The swans were returning by the 100's and the outing was scheduled for Friday, March 21st. The members of the WCC along with members from The Field Naturalists went directly to Long Point to photograph the swans, sand cranes and other waterfowl. To add to the great day photographers strolled the beach at the Provincial Park.

If you get a chance over the next few weeks don't miss the great experience at a World Biosphere site.



## Putting All The Winter Challenges Aside this winter has been a photographers delight.

You could find so much to discover from snowflakes, snow covered trees and dripping icicles to winter sports and wildlife. The snow makes a beautiful background for your photos. There is a wide selection of winter photography tips on the website, so take time to browse. Don't get discouraged with all the snow, instead turn it into a wonderful way to learn photography.

## Spring Wildflowers

Cheer up. . . the outing on May 3rd will be a spring event. This will be an opportunity to capture the beauty of spring and enjoy discovering wildflowers. Let's hope the snow will have melted by then.

## A Trip to the Zoo

On May 10th you can sign up for a trip to the Brantford Zoo to capture photos of animals. The Zoo offers an exciting and educational adventure! Built on 25 beautiful acres in Brant County, the Zoo is a great place to observe a collection of native and exotic animals maintained in natural surroundings. Enjoy a stroll on a short nature trail less than 1 km long in 5 acres of woodland. There's no better way to learn about the animals than to experience them up close and in person. You can experience some smaller animals and babies up-close and will get an explanation on how certain animals change as they grow, their natural habitats, and why they are important to that habitat. Directions and details about the outing will be posted at the club meeting. Let's hope the weather forecast will be for a bright sunny day.



## 10th Annual Recreation and Leisure Fair

The 10th Annual Woodstock Recreation and Leisure Fair was held at Cowan Park, Sunday March 2nd. Local clubs, sports organizations, community service groups and businesses showcased what they had to offer the citizens of Woodstock and surrounding areas.

A lot of people have said, "*there's nothing to do in Oxford County*", but after attending the Recreation and Leisure Fair they now realize there is lots to do in their community. One thing they did discover was that the Woodstock Camera Club has been operating for over 10 years. The club started in the basement of Carman's Foto Source store in Woodstock and has grown to large meetings at the Quality Hotel and Suites. The club draws photographers from the surrounding area, Ingersoll, London and Brantford.

The activities at the fair were geared to all ages, from kids to seniors - dancing, swimming, trails, clubs, art gallery, sport clubs and everything to keep one active and involved in the community.



Bill Hall and Brian Harris



Deb Hall and Brenda Hopkins

Bill & Deb Hall, Brian Harris and Brenda Hopkins represented the Woodstock Camera Club at the Fair. They did an excellent job promoting the club and they encouraged the public to explore the Woodstock Camera Club website to see what the club was all about and what the club has to offer.

[www.woodstockcameraclub.com](http://www.woodstockcameraclub.com)

## Snowy Owl Irruption



Snowy Owls breed in the summer in the high arctic and each winter some migrate south to the Great Lakes region. However in an irruptive year, like this winter, they migrate as far as Texas and Florida. Some owls that have been captured and tagged seem to hunt in a one mile radius, whereas others set up a territory of a one hundred mile radius.

Club members Richard and Sharron Skevington have shown many people where to find the owls locally. So much so, that the Hickson-Bright Corridor has turned into a tourism "hot spot" for Oxford County! If you turn north in Bright and then turn west on Township road 12 heading back to Ratho, there are also good chances to see owls there. Check out the tops of silos, telephone poles, and isolated trees. On a good day up to 5 Snowy Owls have been spotted, and if you are really lucky you might find some close to the road.

Other spectacular sightings in that area recently have been a Rough-Legged Hawk feeding on a rabbit and an immature Bald Eagle feeding on a rabbit.

If you are north of Tavistock, take Perth County road #33 west into Stratford. On several occasions two "snowies" have been spotted there by Woodstock Camera Club members.

There is not much time left this year, so get out as soon as possible. Don't miss a great photo-op!

*Images and editorial submitted by Tony Sheldon*

## The Gala 2013 - 2014 - Come join us!

Our Gala is the last opportunity to honour your own achievements and that of our friends for 2013-2014. Our evening will include: Games, Munchies, Swag, Cake, Awards, did I say Munchies? Trophies, Specialty Drink and great fellowship. We invite all members to consider donating a prize to the GALA.

### Why should you go?

1. It is important to support your club's events
2. It is fun!
3. We need you there to congratulate our fellow photographers.
4. E divertente
5. You have nothing else to do
6. Il est amusant
7. There is food. . .
8. You might be the one who receives an award!

### Did I mention it is fun?

This year's Gala theme is "High Key". High-key lighting simply refers to images that are mostly bright, with a range of light tones and whites and not very many blacks or mid-tones. In high-key photography, tones that generally would be mid-range become much brighter, near-white tones become white and white becomes, well, white. This style of lighting was originally developed for films and television, back when the technology wasn't very good at capturing high contrast ratios. Today high key is purely an artistic decision - photographers and filmmakers choose it when they want an image or story to be upbeat, optimistic or youthful. You will find sample images on the WCC website, or go to Google-type-High Key - Images. Members are allowed to enter one (1) print each for a chance to win a prize. Your entry must conform to the guidelines for all of our regular contests (found in the Club Handbook). Please put your name and the title of your image on the back of the mounting board. Voting will take place at the beginning of the Gala.

So mark your calendar for your GALA. Wednesday, May 28th, 2014 at 6:00 pm.

*Respectfully, Deb Hall, Contest Chair*

## Vietnam Adventures and 2014 Tour Opportunities by James Cowie

Photo Tour Trekkers have just returned from Vietnam and Cambodia, our first Photo Tour of 2014. It was an amazing adventure filled with many photo opportunities.



Our trek began in Hanoi which is located in North Vietnam. We had an overnight cruise on Halong Bay. We then flew to Hue in central Vietnam and photographed along the Perfume River and then in the Forbidden City. We then traveled to Hoi An, where we met a local photographer that took our group into a remote village. We had some great opportunities taking photos of the locals and the farmers working in the rice fields. It was a great experience and we made many new friends.

We then spent several days in Ho Chi Minh City formerly known as Siagon and the Mekong Delta. We experienced the busy floating markets and the famous Chinese market in Ho Chi Minh City. One evening the

group went out for a four hour evening Vespa city tour. During our bike tour we ate at a few of the local restaurants and then met some of the locals as we wrapped up the evening visiting a couple of jazz clubs. Traveling on a motor bike in a city of seven million bikes was quite the experience. (Please note each bike came with a local driver, I don't think any one of us would drive a bike in that city!)

Siem Reap in Cambodia was our final destination. We spent our last few days in Asia exploring the temples and ruins of Angkor Wat and Angkor Thom. If you have not had a chance to see the images from our trek, we invite you to visit **PhotoTourTrekkers.com** then select Vietnam Blog ... and don't forget to check back on the Trekkers website in April to follow the blog of our second group as we photograph and explore Vietnam.

If you are interested in joining us on one of our adventures we still have some amazing places to visit. In April we are traveling to Yosemite and San Francisco, in May join Bill and Deb Hall as they explore and photograph the Outer Hebrides in Scotland, then in June we are offering a week-end in Chicago, July photography in Queen Charlotte Islands, September Tuscany, Italy and late October Machu Picchu. If you are interested in something more local stayed tuned as we are working on our Spring Tour day trip which will include an after hours visit to the Ripley's Aquarium in Toronto. Contact James at 519 679 8520 ex 2223 or toll free 1 866 614 7717, 224 Central Ave., London, Ontario



*Discover the perfect venue for all your desires in hospitality excellence!*

- Complimentary Hot Breakfast • A modern on-site GoodLife fitness facility with 14,000 sq. ft. of equipment - open 24 hours on weekdays • Business Centre
- Complimentary Wireless Internet Access in all meeting rooms & bedrooms
- Outdoor Pool • 135 spacious guest rooms and suites

Our full service banquet facility can cater to all your special occasions.



580 Bruin Boulevard, Woodstock ON N4V 1E5 Tel: 519-537-5586 or 1-800-667-4466  
email: [sales@woodstockqualityhotel.com](mailto:sales@woodstockqualityhotel.com) [www.woodstockqualityhotel.com](http://www.woodstockqualityhotel.com)





# Giving back to the Community with Photography and Mentoring



*Yvonne Boniface WWC, (Amber Mareau, Kristen Ralph, James Rijneveld of the BBBS) Ruth Ann and Jerry Cornell WCC*



*What do you want to be when you grow up?*

## THE SOAR BBBS GROUP

construction worker, singer, video maker, scientist, and a hairdresser. The BBBS children may change their minds as they grow up, but for now they can dream.

We were very pleased that **Carman's Foto Source** of Woodstock joined the team and donated all the printing of the photos. We would like to thank them for their kindness and support. Also thank you to the BBBS volunteers - Adelino, Wes, Dani, Susie and Sydnie.

You can see the difference you are making through the eyes of a child when you give a little of your time and do some mentoring. Three members of the Woodstock Camera Club - **Ruth Ann Rule, Yvonne Boniface and Jerry Cornell** have seen the difference - year after year - when they take part in the Big Brothers Big Sisters SOAR Program. They believe giving to the community is important, especially helping children to succeed. They also feel that it is a great cause for the Woodstock Camera Club to be involved in. The children of our community are the future.

**Kristen Ralph, Amber Mareau and James Rijneveld** of the BBBS staff planned a career night and invited Ruth Ann, Yvonne and Jerry back once again to photograph the children. The evening was to encourage long term goals and to show the children how to steer his or her own life and education by consciously planning for their future.

Throughout the evening professional people came into BBBS to explain their careers to the children and told them that after their education is completed there would be careers like theirs for them to choose from. The speakers also encouraged the children to work hard to reach their goal and to make responsible choices in life.

A week before the event the children were asked "what do you wish to be when you grow up?" Yvonne and Ruth Ann dressed the children in appropriate attire that represented their wish and Jerry captured pictures of a horse groomer, pilot, nurse, doctor, mechanic, priest, police, author,

## The Photo Art Contest - A Fun and Creative



*Wilson Johnston Jr.*

This Photo Art Contest stands on it's own and is not included in the WCC three contests. It was created by Wilson Johnston Jr. to keep his father Wilson Johnston Senior's love for art alive. His father was a magnificent woodcarver and his excellent detail in his work was well known.

Wilson Johnston Jr. has given the WCC photographers the opportunity to take the challenge and step out of the box. They can digitally modify one of their images to produce a piece of photographic art that can be appreciated primarily for its beauty and emotional power.

Bill and Deb Hall's March 19th presentation on motivation and creativity gave the members an idea how you could turn your imagination and creative ability on and change your images.

Photographic Art is communicating passion and sparking excitement in the mind and body. First impressions are crucial when creating a piece of art. So, whether a lot of tweaking or minor adjustments are made it will

not matter, just work on your image until a finished product emerges and is pleasing to your eye.

Using your own photographic art is a great way to decorate your walls with images that no one else will have. Remember, art plays a large part in making our lives infinitely rich. Art gives us a way to be creative and express ourselves.

All images in the past Photo Art contests have been outstanding - well done with great ideas - and expressions of creativity. Let's try it again.

The first place winner will have their name enscribed on the Wilson Johnston Sr. trophy, and can display the trophy in their home for a year along with bragging rights.

**Deadline for your image is April 16, 2014.**

Look to the WCC website for guidelines on the Photo Art Contest.

## Randy Young - President



I have been reading Chris Hadfield's book, "An Astronaut's Guide to Life on Earth". In it the mantra is to be prepared. Be prepared for the, "What could possibly go wrong?" Be prepared for the, "What may go wrong?" Be prepared for the, "What else could possibly go wrong?" Being prepared doesn't make the risk go away, but it does lessen the discomfort. Knowing what to do, makes "doing" less scary. When a person plunks down hard earned dollars, sometimes a lot of them, for a new camera, it can be exhilarating. Until the first time it slips from your grasp or tumbles off that ledge you just set it on for a few seconds. Then the rush of adrenalin comes as the world slows to a crawl and your vision gets suddenly very clear. If you were prepared you may have had your camera strap around your neck. You may have had a clear filter on the front of your lens or at least a lens hood. Then you would have a story to tell, about the time you almost lost your camera. You would have smiles all around. There are lessons to be learned, sometimes by your experience and sometimes due to someone else's experience.

When I started in this role as President of the Woodstock Camera Club I was out of my comfort zone. Two years later I am more comfortable. I have had many good experiences, sitting on the shoulders of giants. I have learned to be a team player. Not one of my strongest suits. Many talented people make up the executive and volunteers of this organization. They all have done a great job providing the membership with a valuable experience. We have been exposed to many different aspects of this hobby of photography. We have had many opportunities to "practice, practice, practice, shoot, shoot, shoot". Some of us have even been rewarded for our efforts. We have completed the three contests that make up the Year-End Gala awards for Photographer of the Year, Contest Chair's Picks and Member's Choice Awards. We have had fun participating in critiquing photos. Some of us have provided Challenge Photos for the rest of us to enjoy. The club participates in the community at large. We have had some new faces participate at Santa House and the Recreation and Leisure Show. There is much to look forward to.

You have already been given the request to step forward if you see that you can volunteer to make this club even better. Our Past-President, Harold Watling and the Nominating Committee have a roster of executive positions to fill for next year. Consider serving as part of the executive if you can. The Handbook describes what each position entails. Talk to the current executive. It is a rewarding experience.

Hope to see you at the next meeting,

*Randy Young, President*

## Bob Bembridge - Communications Chair



Hello all, The club year is fast approaching its end. Communications have been expanding into different areas with our "Facebook" Page and "Members' Only". We have posted our members' pictures on the private area. On the Facebook page I add photography topics and notices for immediate display. After a few hiccups the email program is running smoothly. The email is set up in such a way as to protect you from more spam email. Our program has been interesting and supported by members and executive. Now it is time for renewal or replacement of the executive. Elections are fast approaching. Please consider your future involvement in the club and the opportunity to get involved in the operation of the club. Some of us intend to run again next year and a number will need to be replaced. We do not indicate who will not be running for office next year to give you the opportunity to run for any office. Those who intend to run next year probably will not be upset if someone else is willing to take up the load.

*BoB*

## Bill Thompson - Program Chair




So, who chose this theme anyway? It seems to me it has to have been our longest running challenge. It has to be showing signs of letting up, but I bet that anywhere you point your camera outside you will be hard pressed to leave those white patches out of it. Even those ducks targeted by Jeff Brown in Stratford will have a lot of white around them.

But it has certainly resulted in some excellent photographs being captured and sent in by members. I will look forward to some examples of "ducks in flight" by Jeff. From his description of the site, they could not have been made without this severe winter weather. Tony Sheldon has a great collection of Snowy Owl shots, as does Colleen Rintoul. Snowy Owls have never looked so at home in our wintry landscape.

The deep freeze has held up our returning Tundra Swans and our Long Point outing with it. I am sure that when the migration finally happens that it will provide some excellent photographic opportunities, although they might be short lived as the birds move north quickly, trying to make up for lost time. I plan to be there to see them and to welcome them and the new season back to southern Ontario.

In looking to find a new challenge lately and to suggest projects of "themed" slide shows by members, I was at a loss to move away from our winter theme. It has totally overwhelmed me. Then, I decided to go with it, and try to capture the most memorable part of our winter. And what came out of that was, "Snowbanks". So I have been working on a slide show about snowbanks and in doing so have come to realize how much they have gotten under my skin. I have a useable collection of shots (who couldn't?), but I can't get to the title. Does "Snowbanks I Have Known" do anything for you? Snowbanks to Loathe, Snowbanks Forever, White or Muddy, or that old classic, Beauty and the Beast? Let me know your responses. The winning suggestion wins a shovel. I did learn throughout this exercise that dogs seem to naturally know what to do with them.

Please see below for that section from my slide show.



Chase playing on the snowbanks.

My Lucky Snowy Owl.

©Photos by Bill Thompson

One highlight of this winter for me was finding my own Snowy Owl, or, rather, it found me. I wasn't even looking for it, but was on a trip with my son to the Canadian Warplane Museum at the Hamilton Airport. We left for home in the late afternoon and on the road out, another car was pulled over to the side taking pictures. And there on the post was an owl. I parked a little way along so I would not intrude and scare him and had time to change lenses and camera settings. He must have known I was ready because he flew down and landed on the post beside us. I got out and used the car as a shield to get some shots. He then flew for me and landed further along the fence line, waiting for me to catch up for some more close shots. A late sun was lighting him from the front with its warm glow, and making a great winter's day even better.

So in choosing whether to vote for preparation, patience, equipment, or subject knowledge as being instrumental in successful nature photography, I can't help thinking about my "lucky" owl. I can't wait for those Swans and the changes they will bring.

Have a good spring of photography.

*Bill Thompson, Program Chair*